

Scaled data based on original data using  
LM-79-08 Approved Method: Electrical and Photometric Measurements of Solid-  
State Lighting Products

Test Report Prepared for  
Cooper Lighting Solutions  
(formerly Eaton)

Brand: INVUE

Report Number: P671005

Luminaire Tested: **CCP-SA-1D-830-U-T4FT**

Issue Date: 04/16/2023



**Test Information**

Test Method: LM-79-08  
Report Number: P671005  
Test Lab: INNOVATION CENTER(G1)  
Issue Date: 04/16/2023  
Manufacturer: COOPER LIGHTING SOLUTIONS (FORMERLY EATON)  
Product Line: INVUE  
Catalog Number: CCP-SA-1D-830-U-T4FT  
Description: INVUE CLEAR CURVE POLE MOUNT LIGHT SQUARE LUMINAIRE @800mA w/ T4FT distribution lens  
Light Source: (16) 3000K CCT, 80 CRI LEDS  
Ballast/Driver: ELECTRONIC DRIVER

**Summary**

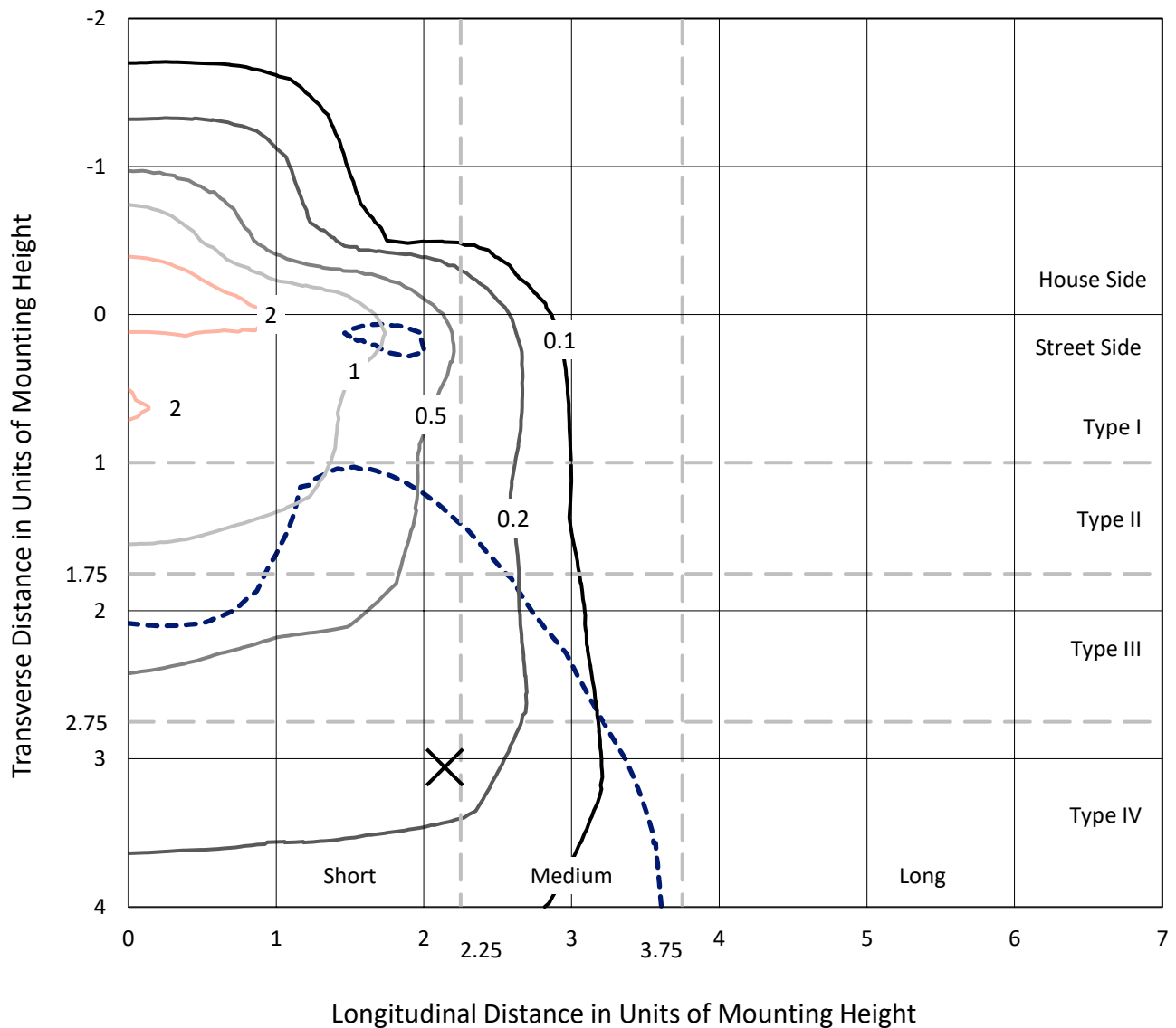
Lumens per Lamp: N/A  
Luminaire Lumens: 4428.7 lumens  
Efficiency: N/A  
Efficacy: 100.7 lumens/watt  
Luminous Opening: Rectangular (W 1' x L: 0.5' x H: 0')  
IES Classification: Type IV - Short  
BUG Rating: B1 - U0 - G2

Input Watts (W): 44  
Input Voltage (V): 120  
Input Current (Ain): NR  
Voltage Rise (V): NR  
Power Factor: NR  
Total Harmonic Distortion (THDi): NR  
Frequency (hertz): 60  
Stabilization Time: NR  
Operation Time: NR  
Ambient Temperature (°C): NR  
Test Distance: 25 FT

REPORT NUMBER: P671005  
 CATALOG NUMBER: CCP-SA-1D-830-U-T4FT

### Iso-Footcandle Lines of Horizontal Illumination

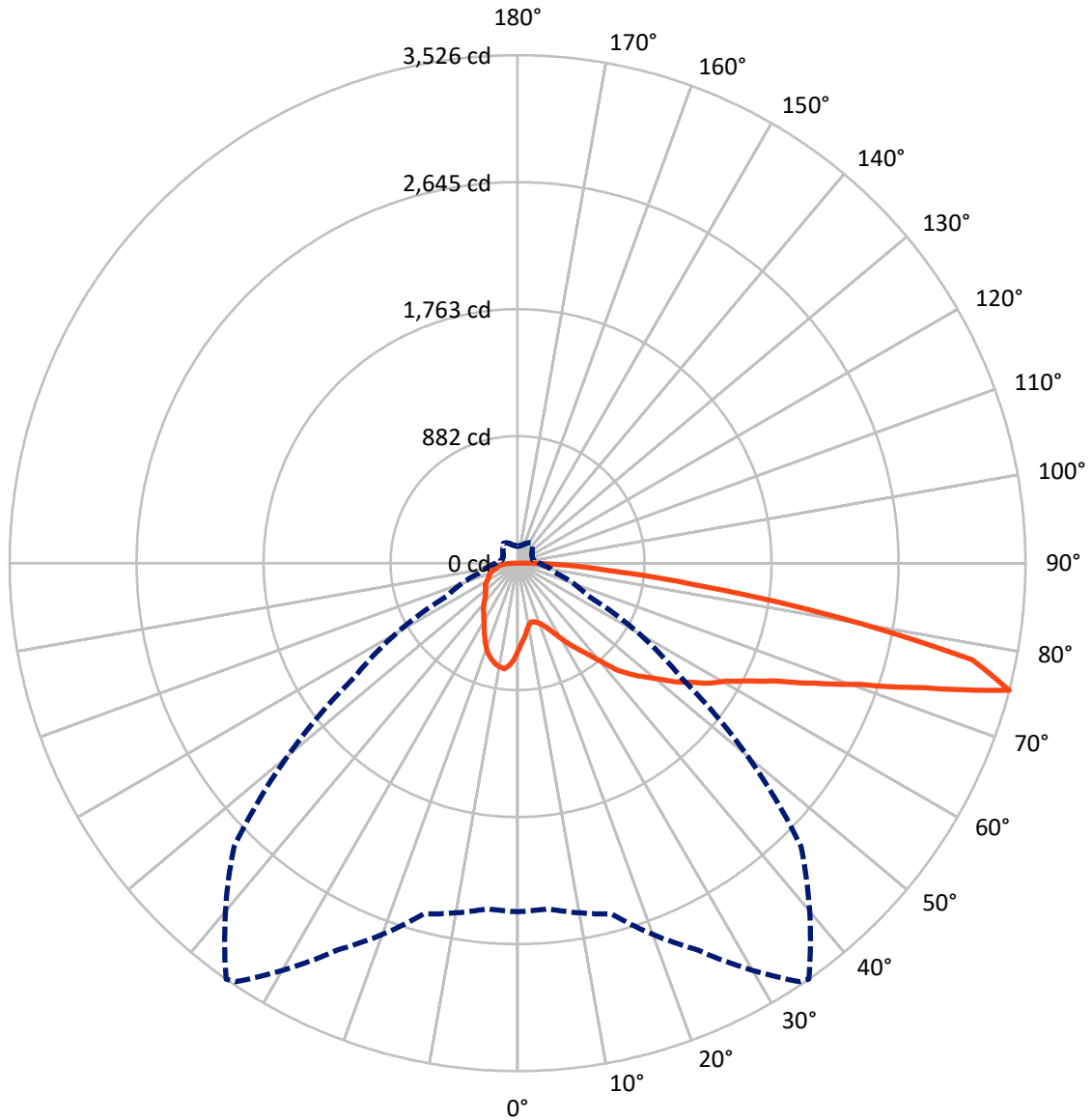
× Max cd  
 - - - 1/2 Max cd



Based on 15 foot mounting height. Maximum calculated value = 3.2 fc  
 Type IV - Short - N/A

REPORT NUMBER: P671005  
CATALOG NUMBER: CCP-SA-1D-830-U-T4FT

### Luminous Intensity Polar Plot



— Vertical Plane Through 35-Deg Lateral    - - - Horizontal Cone Through 75-Deg Vertical

REPORT NUMBER: P671005  
 CATALOG NUMBER: CCP-SA-1D-830-U-T4FT

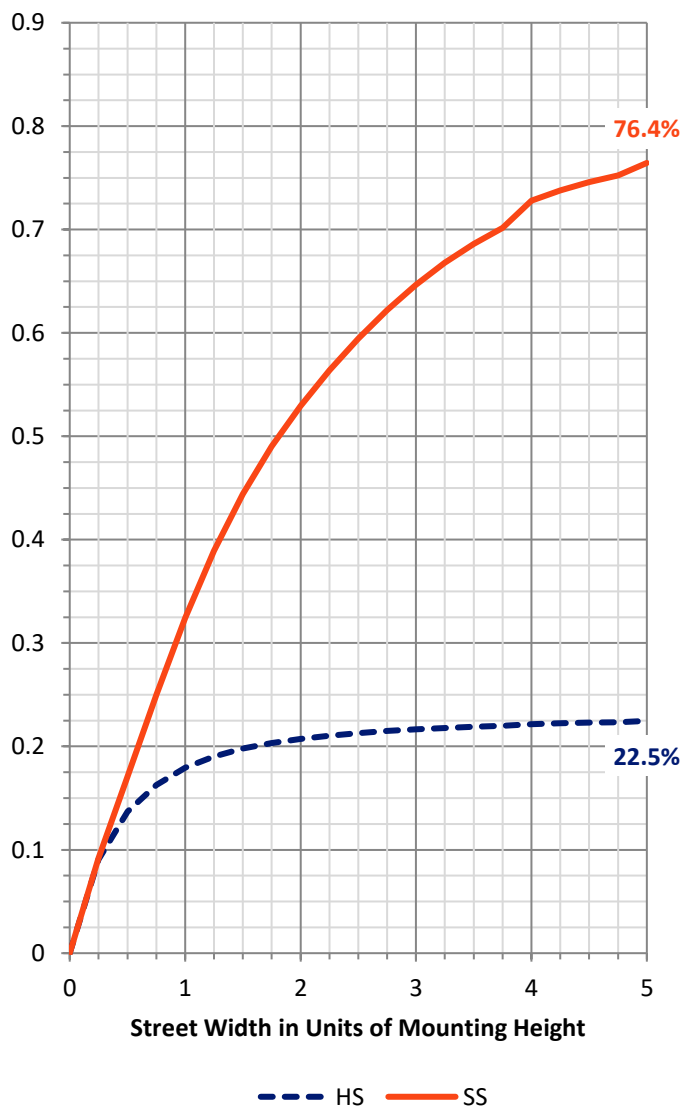
**FLUX DISTRIBUTION:**

		Downward	Upward	Total
<b>House Side</b>	Lumens	1017.8	0.0	1017.8
	% Fixture	23.0	0.0	23.0
<b>Street Side</b>	Lumens	3410.8	0.0	3410.8
	% Fixture	77.0	0.0	77.0
<b>Total</b>	Lumens	4428.7	0.0	4428.7
	% Fixture	100.0	0.0	100.0

**Coefficient of Utilization**

**ZONAL LUMENS:**

Zone	Lumens	% Fixture
0°-10°	57.8	1.3
10°-20°	167.8	3.8
20°-30°	278.4	6.3
30°-40°	412.7	9.3
40°-50°	595.1	13.4
50°-60°	818.4	18.5
60°-70°	1010.9	22.8
70°-80°	924.8	20.9
80°-90°	162.8	3.7
90°-100°	0.0	0.0
100°-110°	0.0	0.0
110°-120°	0.0	0.0
120°-130°	0.0	0.0
130°-140°	0.0	0.0
140°-150°	0.0	0.0
150°-160°	0.0	0.0
160°-170°	0.0	0.0
170°-180°	0.0	0.0
0°-90°	4428.7	100.0
0°-180°	4428.7	100.0



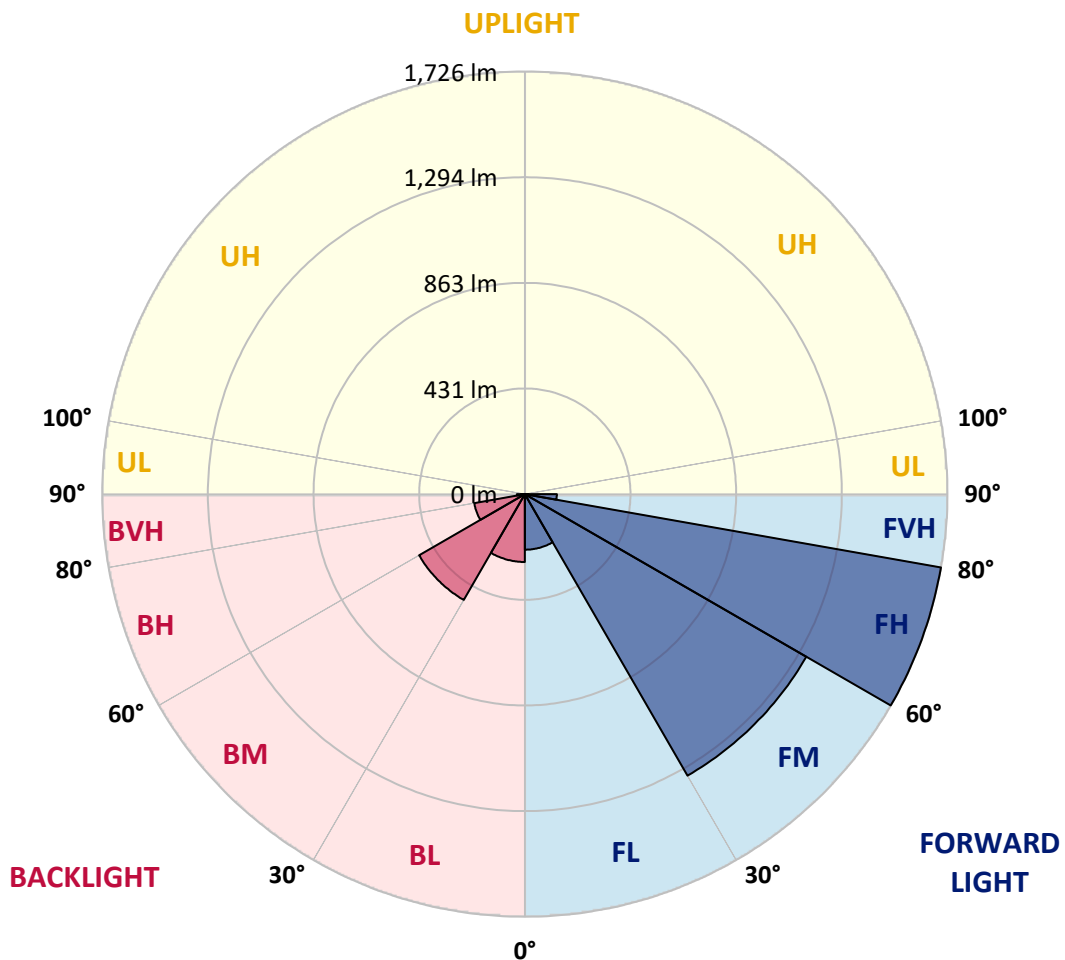
REPORT NUMBER: P671005  
 CATALOG NUMBER: CCP-SA-1D-830-U-T4FT

**LUMINAIRE CLASSIFICATION SYSTEM LUMEN TABLE AND BUG RATING:**

Zone	Lumens	% Fixture	Zone Rating/Lumen Limit		
			B	U	G
FL (0°-30°)	227.0	5.1			
FM (30°-60°)	1327.4	30.0			
FH (60°-80°)	1725.8	39.0			G1/1800
FVH (80°-90°)	130.7	3.0			G2/225
BL (0°-30°)	277.0	6.3	B1/500		
BM (30°-60°)	498.8	11.3	B1/1000		
BH (60°-80°)	209.9	4.7	B1/500		G1/500
BVH (80°-90°)	32.1	0.7			G1/100
UL (90°-100°)	0.0	0.0		U0/0	
UH (100°-180°)	0.0	0.0		U0/0	

**BUG Rating: B1-U0-G2**

Type IV Short





REPORT NUMBER: P671005

CATALOG NUMBER: CCP-SA-1D-830-U-T4FT

**CANDELA DISTRIBUTION (FULL):**

	0°	5°	15°	25°	34°	35°	45°	55°	65°	75°	85°
0°	606.8	606.8	606.8	606.8	606.8	606.8	606.8	606.8	606.8	606.8	606.8
2.5°	549.7	544.8	549.7	552.9	552.9	552.9	557.8	572.5	582.3	588.8	600.2
5°	492.6	494.2	497.5	505.6	510.5	513.8	521.9	539.9	554.6	575.8	600.2
7.5°	442.0	445.3	450.2	458.3	469.7	468.1	486.1	510.5	538.2	566.0	601.9
10°	415.9	422.4	424.1	425.7	437.1	437.1	461.6	489.3	523.6	559.5	601.9
12.5°	420.8	420.8	415.9	414.3	420.8	419.2	440.4	473.0	510.5	561.1	608.4
15°	435.5	435.5	425.7	415.9	425.7	422.4	440.4	466.5	510.5	562.7	621.4
17.5°	455.1	456.7	445.3	429.0	432.2	433.9	446.9	471.4	510.5	566.0	639.4
20°	494.2	486.1	468.1	442.0	453.4	448.5	468.1	489.3	520.3	579.0	665.5
22.5°	528.5	528.5	494.2	471.4	473.0	473.0	490.9	508.9	535.0	597.0	685.0
25°	583.9	580.7	538.2	504.0	507.3	508.9	518.7	539.9	559.5	606.8	709.5
27.5°	654.1	645.9	603.5	564.3	551.3	556.2	561.1	577.4	582.3	623.1	738.9
30°	729.1	717.7	681.8	619.8	613.3	614.9	606.8	616.5	610.0	649.2	768.2
32.5°	776.4	776.4	742.1	696.5	678.5	678.5	650.8	657.3	657.3	673.6	820.4
35°	817.2	813.9	791.1	756.8	745.4	738.9	711.1	720.9	704.6	720.9	893.8
37.5°	879.1	869.4	859.6	836.7	813.9	809.0	794.3	800.8	778.0	769.9	977.0
40°	950.9	946.0	936.2	926.4	903.6	902.0	885.7	892.2	867.7	836.7	1060.2
42.5°	1056.9	1042.2	1011.3	1003.1	1008.0	1014.5	1008.0	996.6	952.5	913.4	1149.9
45°	1162.9	1140.1	1081.4	1068.3	1105.9	1101.0	1128.7	1123.8	1052.0	990.1	1244.5
47.5°	1231.4	1211.9	1164.6	1156.4	1172.7	1179.3	1262.4	1247.8	1133.6	1060.2	1335.8
50°	1280.4	1282.0	1220.0	1241.2	1262.4	1262.4	1366.8	1365.2	1233.1	1146.6	1454.9
52.5°	1352.1	1329.3	1303.2	1322.8	1352.1	1368.5	1497.3	1461.4	1295.1	1220.0	1588.6
55°	1389.7	1379.9	1357.0	1391.3	1453.3	1461.4	1598.4	1570.7	1365.2	1306.5	1725.7
57.5°	1404.3	1412.5	1450.0	1464.7	1551.1	1572.3	1689.8	1650.6	1430.4	1414.1	1831.7
60°	1469.6	1458.2	1508.7	1567.4	1650.6	1662.0	1803.9	1719.1	1494.0	1484.3	1865.9
62.5°	1601.7	1572.3	1600.1	1670.2	1786.0	1800.7	1924.6	1810.5	1521.8	1531.6	1864.3
65°	1794.2	1773.0	1732.2	1787.6	1950.7	1971.9	2066.5	1888.8	1513.6	1515.3	1732.2
67.5°	2020.9	1986.6	1944.2	1978.5	2177.5	2226.4	2239.4	1923.0	1456.5	1423.9	1409.2
70°	2219.9	2197.0	2169.3	2228.0	2505.3	2523.2	2454.7	1901.8	1298.3	1143.4	939.5
72.5°	2405.8	2394.4	2410.7	2630.9	2948.9	2960.4	2657.0	1768.1	1025.9	693.2	437.1
75°	2420.5	2409.1	2521.6	2963.6	3505.1	3526.3	2782.6	1386.4	541.5	282.2	184.3
77.5°	1639.2	1673.5	1883.9	2595.0	3219.7	3224.6	2275.3	644.3	223.5	166.4	128.9
80°	402.9	446.9	709.5	1342.4	2170.9	2224.8	1246.1	216.9	146.8	127.2	96.2
82.5°	146.8	159.8	288.7	606.8	1220.0	1241.2	435.5	117.4	106.0	97.9	70.1
85°	70.1	71.8	137.0	298.5	616.5	610.0	156.6	70.1	76.7	66.9	42.4
87.5°	29.4	29.4	60.3	138.6	272.4	264.2	50.6	32.6	44.0	39.1	21.2
90°	0.0	0.0	0.0	0.0	0.0	0.0	0.0	0.0	0.0	0.0	0.0



REPORT NUMBER: P671005  
 CATALOG NUMBER: CCP-SA-1D-830-U-T4FT

**CANDELA DISTRIBUTION (continued):**

	90°	95°	105°	115°	125°	135°	145°	155°	165°	175°	180°
0°	606.8	606.8	606.8	606.8	606.8	606.8	606.8	606.8	606.8	606.8	606.8
2.5°	608.4	611.6	624.7	634.5	644.3	652.4	665.5	665.5	673.6	673.6	673.6
5°	606.8	624.7	645.9	668.7	683.4	698.1	711.1	712.8	717.7	724.2	725.8
7.5°	613.3	631.2	665.5	698.1	716.0	722.6	738.9	734.0	734.0	734.0	738.9
10°	626.3	645.9	693.2	722.6	735.6	737.2	732.3	729.1	719.3	716.0	711.1
12.5°	636.1	670.4	717.7	740.5	735.6	730.7	719.3	703.0	691.6	688.3	688.3
15°	660.6	694.8	738.9	747.0	738.9	712.8	698.1	680.2	670.4	655.7	662.2
17.5°	681.8	720.9	760.1	750.3	734.0	693.2	672.0	645.9	632.8	616.5	616.5
20°	709.5	745.4	779.6	753.5	717.7	673.6	639.4	606.8	588.8	572.5	575.8
22.5°	740.5	773.1	791.1	740.5	693.2	642.6	595.3	564.3	541.5	531.7	535.0
25°	765.0	800.8	797.6	719.3	663.8	603.5	551.3	521.9	517.0	507.3	507.3
27.5°	796.0	833.5	792.7	693.2	614.9	541.5	508.9	497.5	497.5	492.6	495.8
30°	836.7	862.8	781.3	655.7	552.9	486.1	469.7	476.3	487.7	482.8	484.4
32.5°	903.6	900.3	771.5	613.3	487.7	432.2	443.6	456.7	466.5	471.4	474.6
35°	968.8	947.6	760.1	556.2	427.3	406.1	415.9	430.6	448.5	453.4	455.1
37.5°	1034.1	996.6	740.5	486.1	389.8	383.3	393.1	401.2	415.9	419.2	422.4
40°	1102.6	1029.2	706.2	417.6	358.8	358.8	365.4	367.0	375.1	380.0	383.3
42.5°	1162.9	1060.2	644.3	353.9	326.2	337.6	339.3	336.0	329.5	332.7	334.4
45°	1236.3	1094.4	572.5	308.3	301.7	316.4	319.7	306.6	295.2	288.7	285.4
47.5°	1308.1	1130.3	510.5	270.8	278.9	301.7	301.7	287.1	267.5	251.2	244.7
50°	1373.3	1166.2	460.0	247.9	256.1	290.3	293.6	265.9	244.7	225.1	221.8
52.5°	1482.6	1226.6	407.8	230.0	243.0	282.2	280.5	256.1	228.3	207.1	205.5
55°	1578.9	1286.9	339.3	212.0	230.0	270.8	275.6	246.3	208.8	189.2	185.9
57.5°	1649.0	1301.6	270.8	194.1	216.9	257.7	264.2	226.7	195.7	179.4	177.8
60°	1662.0	1244.5	220.2	179.4	199.0	239.8	244.7	215.3	185.9	172.9	169.6
62.5°	1601.7	1135.2	187.6	166.4	184.3	221.8	231.6	202.3	176.2	164.7	163.1
65°	1464.7	975.4	164.7	155.0	174.5	208.8	220.2	192.5	168.0	158.2	156.6
67.5°	1159.7	748.7	146.8	146.8	161.5	195.7	212.0	185.9	159.8	153.3	151.7
70°	758.4	450.2	133.7	135.4	151.7	184.3	202.3	177.8	150.1	148.4	145.2
72.5°	326.2	207.1	119.1	124.0	137.0	164.7	187.6	166.4	138.6	133.7	128.9
75°	150.1	125.6	107.6	110.9	122.3	145.2	169.6	153.3	128.9	120.7	115.8
77.5°	106.0	91.3	89.7	96.2	104.4	125.6	150.1	143.5	119.1	112.5	109.3
80°	78.3	70.1	75.0	81.6	86.4	115.8	141.9	132.1	109.3	99.5	94.6
82.5°	55.5	52.2	58.7	65.2	70.1	101.1	130.5	115.8	91.3	83.2	75.0
85°	32.6	34.3	40.8	44.0	48.9	75.0	109.3	93.0	70.1	53.8	52.2
87.5°	14.7	14.7	19.6	21.2	24.5	44.0	73.4	58.7	44.0	34.3	32.6
90°	0.0	0.0	0.0	0.0	0.0	0.0	0.0	0.0	0.0	0.0	0.0

(END OF REPORT)